

Identifying the Challenges

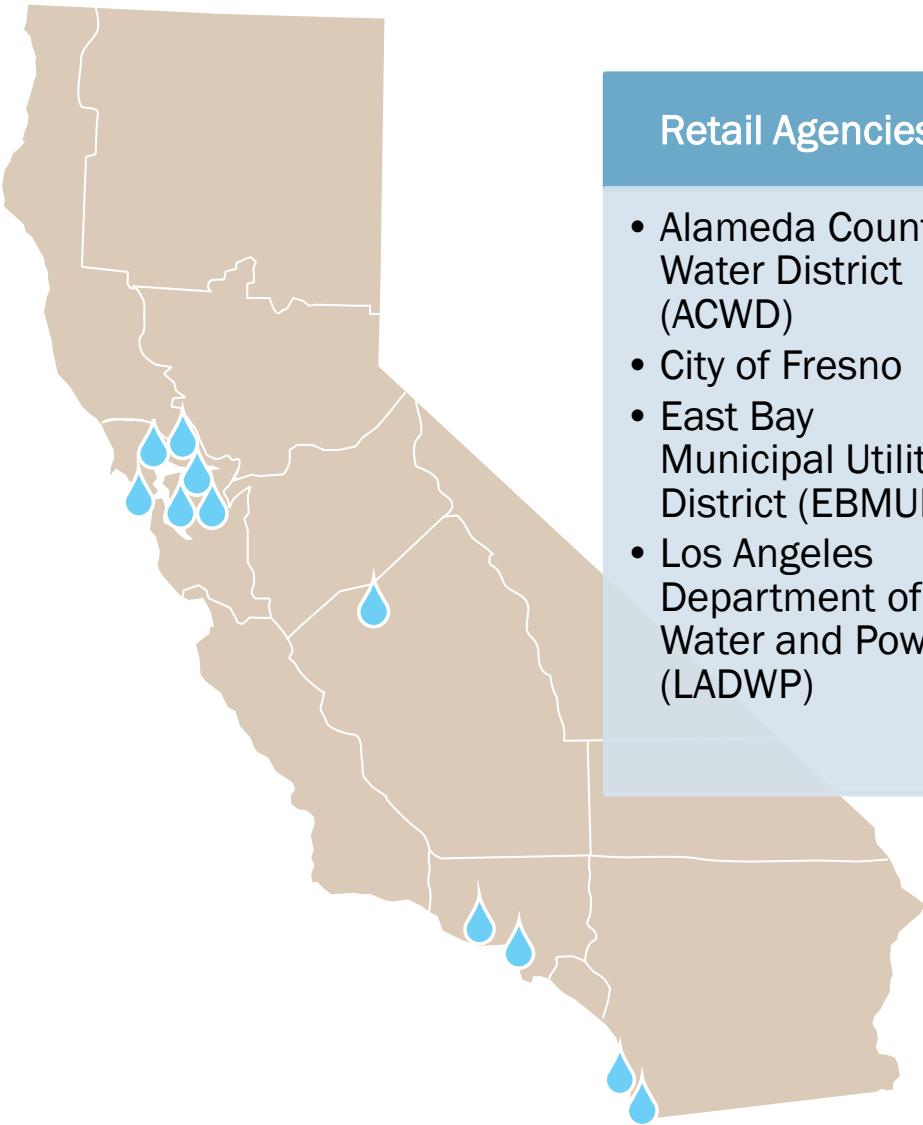
March 15, 2018

Symposium on Making Safe, Clean, Affordable and Accessible Water a Reality

Katie Leo Porter, PE, ENV SP

Staff Engineer, California Urban Water Agencies

California Urban Water Agencies (CUWA) Serve Over Two-thirds of California's Population



Retail Agencies

- Alameda County Water District (ACWD)
- City of Fresno
- East Bay Municipal Utility District (EBMUD)
- Los Angeles Department of Water and Power (LADWP)

Retail/Wholesale Agencies

- Contra Costa Water District (CCWD)
- City of San Diego
- San Francisco Public Utilities Commission (SFPUC)

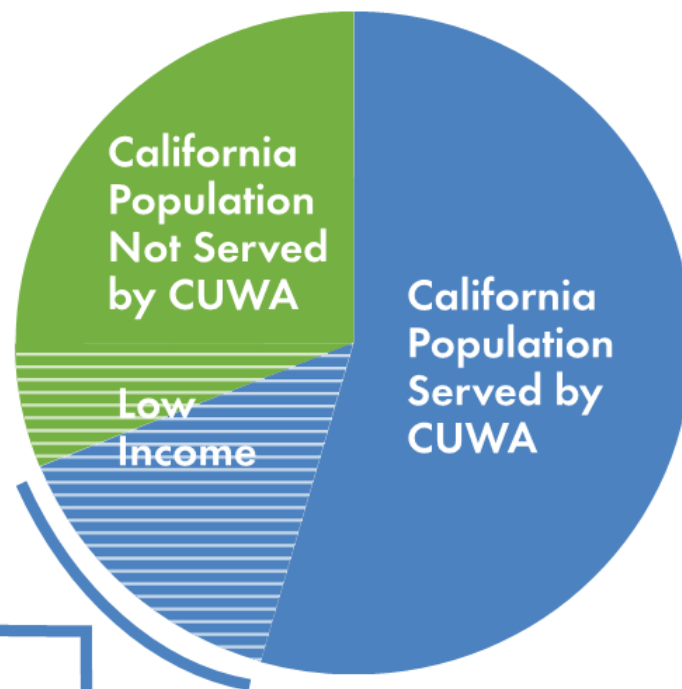
Wholesale Agencies

- Metropolitan Water District (MWD)
- Santa Clara Valley Water District (SCVWD)
- San Diego County Water Authority (SDCWA)
- Zone 7 Water Agency

CALIFORNIA URBAN WATER AGENCIES

Affordability Affects 21% of CUWA's Population

Income Bracket	Total Population	Total % Population
Less than \$10,000	1,583,872	6.1%
\$10,000 to \$14,999	1,364,161	5.3%
\$14,999 to \$24,999	2,506,587	9.7%
Total	5,454,619	21.0%



More than 5.5 million people served by CUWA struggle with affordability

CUWA member agencies serve a majority of California's low-income households.

Based on 2013 census

Various Strategies are Currently Being Utilized to Assist Low-income Customers

Discounted Water Charges

Base Tier Rates / Lifeline Rates

Customer Conservation Assistance

Partnerships

Education

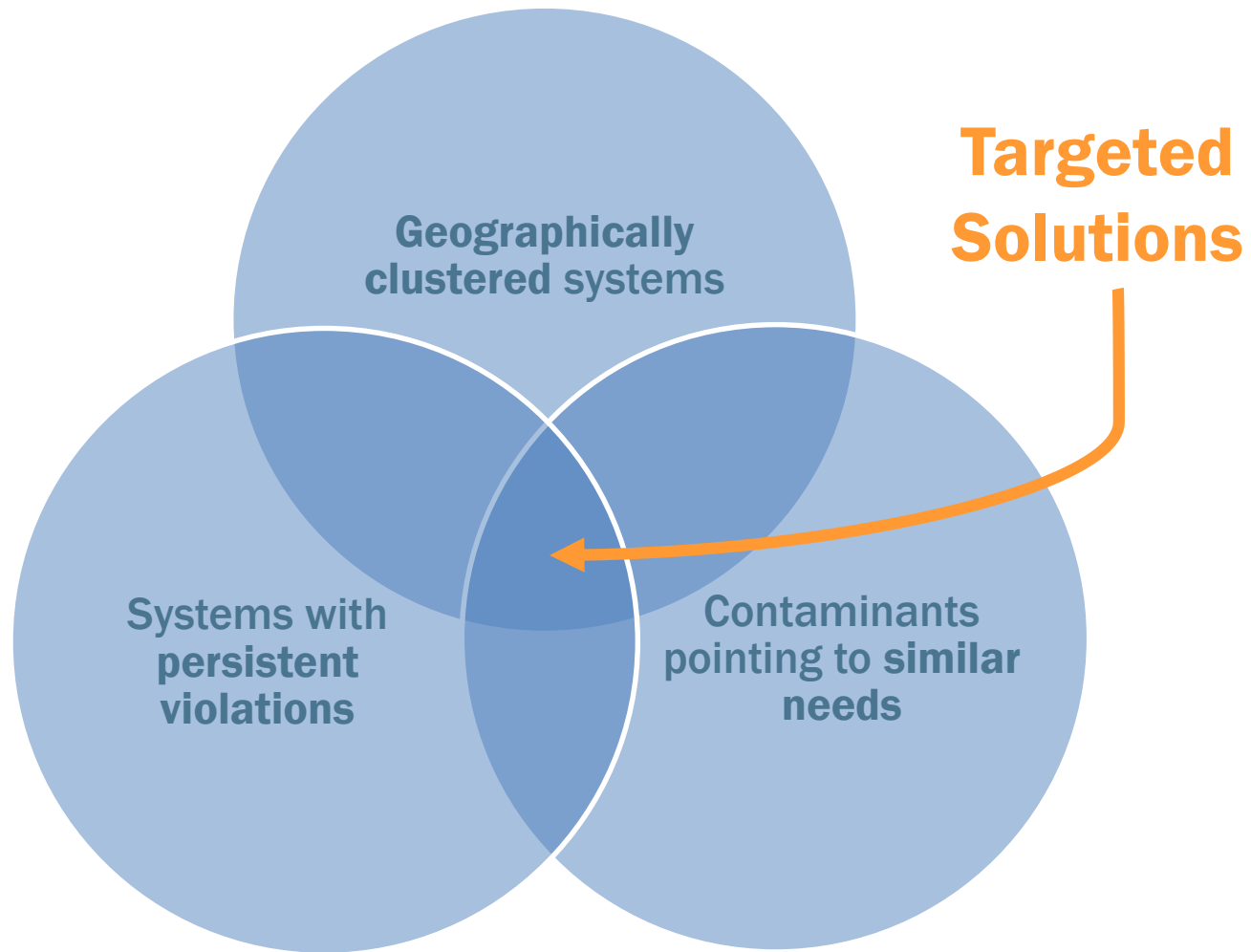
Payment Plans

% Annual Household Income Spent on Water Bills

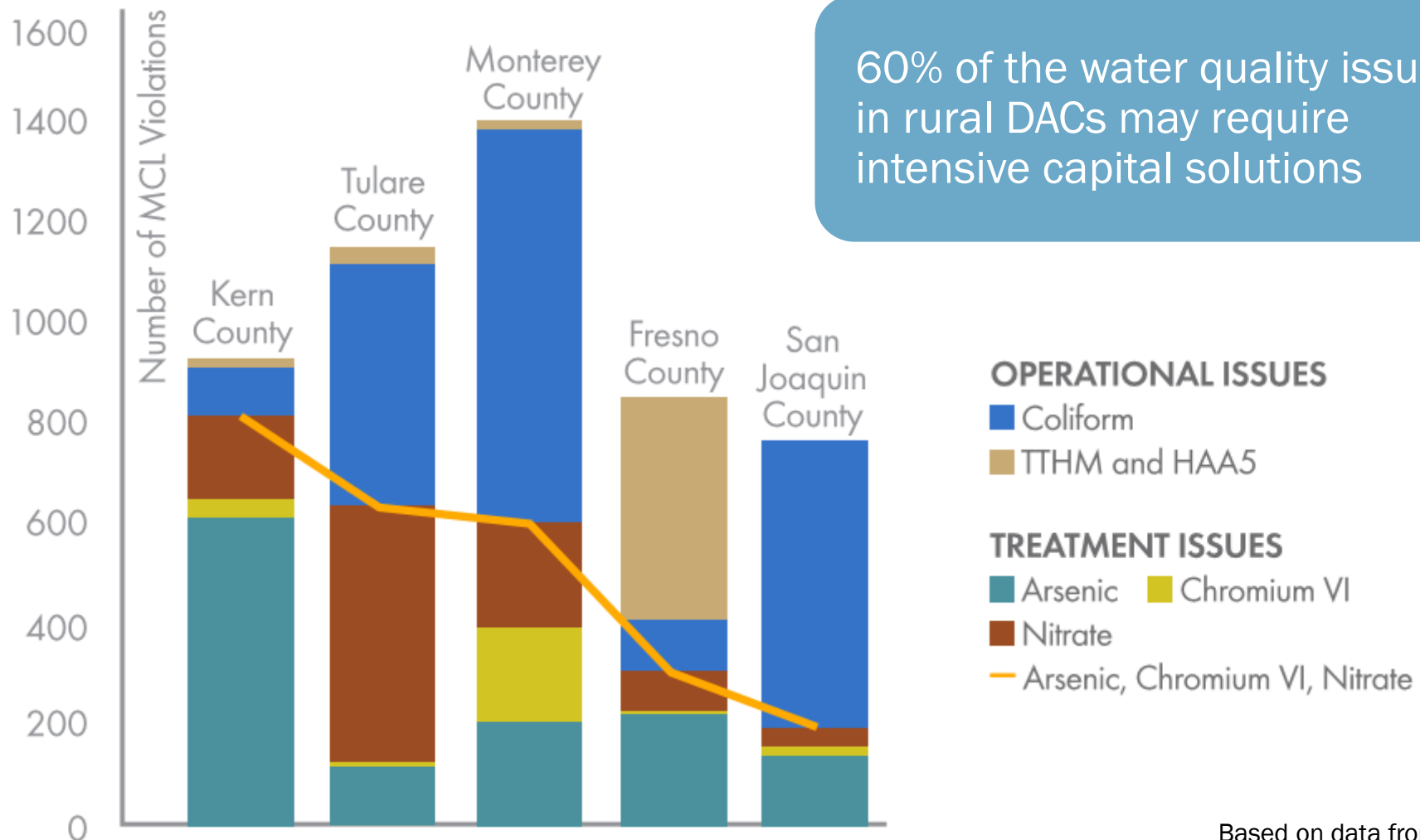
Income Bracket	Population-Weighted Average
Less than \$10,000	7.0%
\$10,000 to \$14,999	4.7%
\$14,999 to \$24,999	2.8%
Total	4.5%

Based on 2013 census

Accelerate Progress Towards Accessibility Through Targeted Solutions

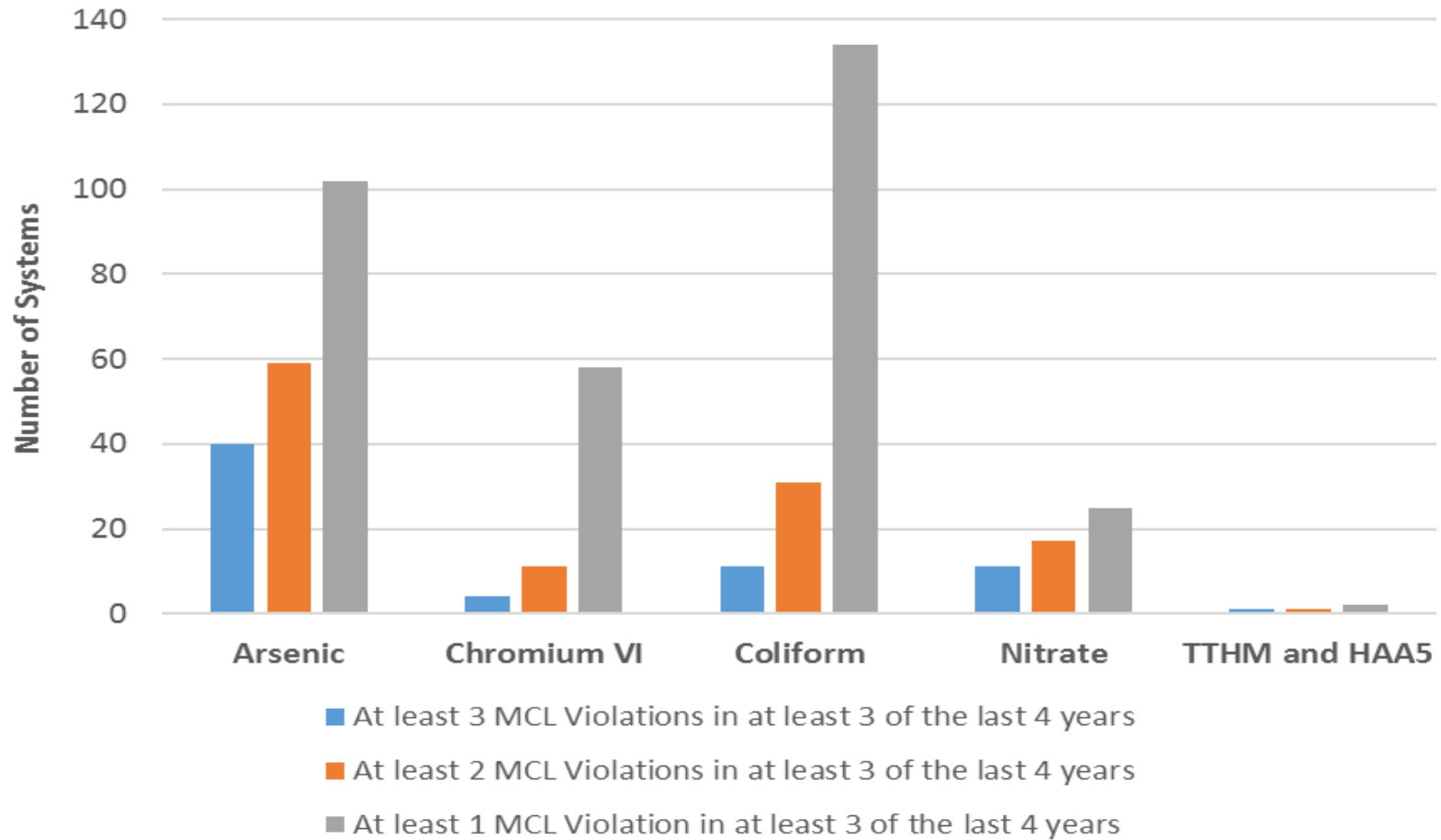


Refine the Number of Affected Systems Needing Assistance



Based on data from
Jan 2013 - April 2016

Identify Persistent Violations to Focus On Systems Most in Need of Assistance



Based on data from
Jan 2013 - April 2016


Prevent Growth of the Problem

Many systems with repeat MCL violations are clustered in rural parts of the state, such as the Central Valley and Monterey Bay region.

Prohibit commercial/residential development in areas without access to sufficient water infrastructure or supplies of adequate quality

Connect nearby water purveyors that are willing to extend sustainable resources to nearby DACs

MCL VIOLATIONS



IRRIGATION DISTRICTS AND METRO AREAS



Based on data from
Jan 2013 – April 2016

Pilot Scalable Solutions

Focus on Targeted Solutions

- Geographically clustered
- Persistent Violations
- Similar Needs

Groundtruth Root Causes / Barriers to Sustainability

- Technical
- Managerial
- Financial

Pilot to Refine Effective Solutions

- Individual Solutions
- Consolidated Solutions
- Mentoring Relationships

Katie Porter
CUWA Staff Engineer
kporter1@brwncald.com
213.271.2239

Cindy Paulson
CUWA Executive Director
cpaulson@brwncald.com
925.210.2477

www.cuwa.org